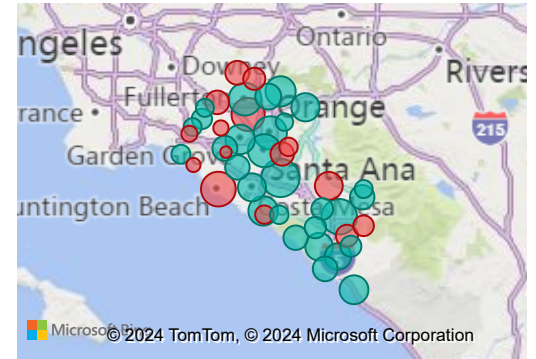




CALIFORNIA  
ASSOCIATION  
OF REALTORS®



ORANGE COUNTY  
REALTORS®  
Association of Professionals




Orange County

May 2024



Snapshot



1,359

\$1,408,0...

\$706.71

100.4%

YoY % Chg.



10.2%

13.5%

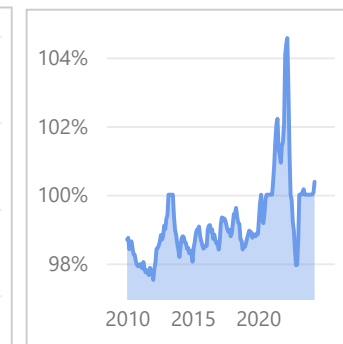
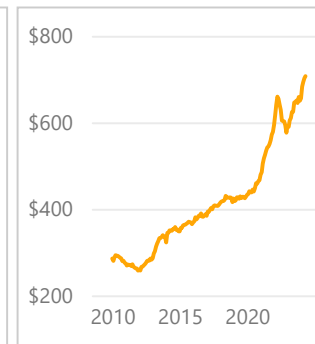
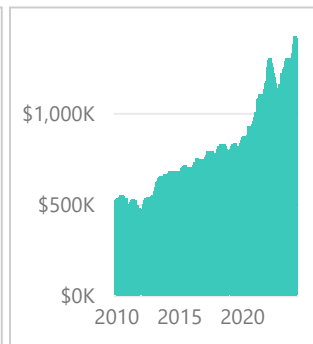
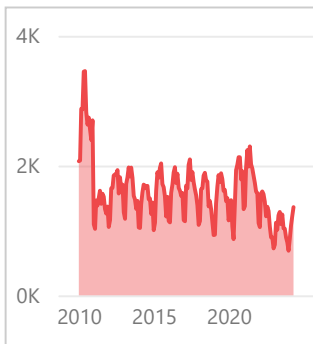
0.0%

13.3%

0.0%

0.4%

Trends



Definitions



**Existing SFR Sales:** Closed transactions of properties listed on various MLSs across the state during the current month for the selected geography and property characteristics.

**Existing SFR Median Price:** Median price of all closed sales listed on MLSs across the state during the current month for the selected geography and property characteristics.

**Existing SFR Med. Price/Sq. Ft.:** Median price per square foot of all closed sales listed on MLSs during the current month for the selected geography and property characteristics.

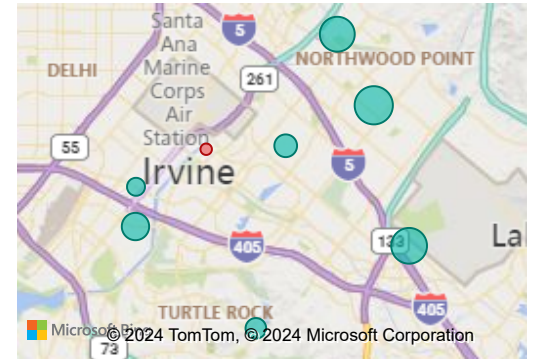
**Existing SFR Med. Sales-to-List Ratio (%):** Gap between selling and listing prices for homes sold on MLSs during the month for the selected area and property characteristics.



CALIFORNIA  
ASSOCIATION  
OF REALTORS®



ORANGE COUNTY  
REALTORS®  
Association of Professionals




City of Irvine

May 2024



Snapshot



104

\$2,285K

\$935

100.9%

YoY % Chg.



30.0%

20.2%

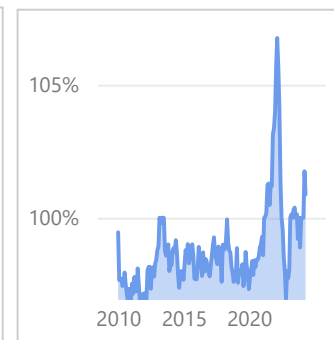
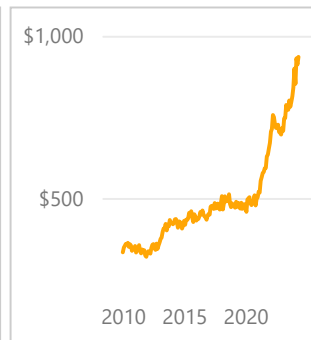
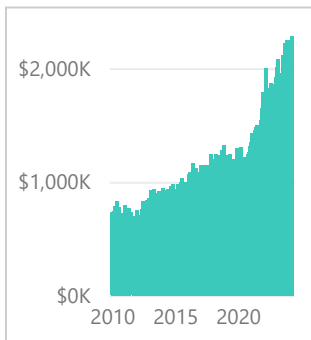
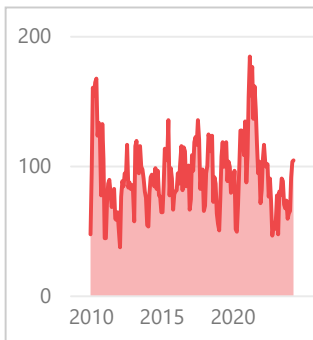
0.0%

18.8%


0.0%

0.9%

Trends



Definitions



**Existing SFR Sales:** Closed transactions of properties listed on various MLSs across the state during the current month for the selected geography and property characteristics.

**Existing SFR Median Price:** Median price of all closed sales listed on MLSs across the state during the current month for the selected geography and property characteristics.

**Existing SFR Med. Price/Sq. Ft.:** Median price per square foot of all closed sales listed on MLSs during the current month for the selected geography and property characteristics.

**Existing SFR Med. Sales-to-List Ratio (%):** Gap between selling and listing prices for homes sold on MLSs during the month for the selected area and property characteristics.