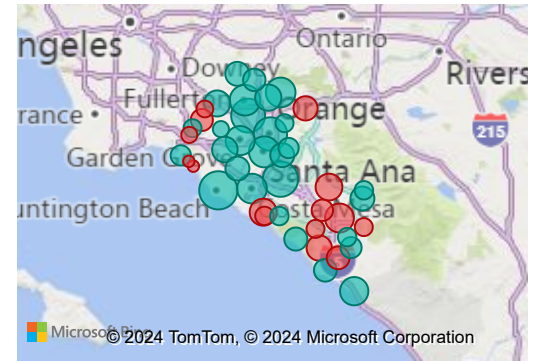




CALIFORNIA
ASSOCIATION
OF REALTORS®



ORANGE COUNTY
REALTORS®
Association of Professionals




Orange County

October 2024



Snapshot



1,184

\$1,326,0...

\$700.92

100.0%

YoY % Chg.



15.4%

5.4%

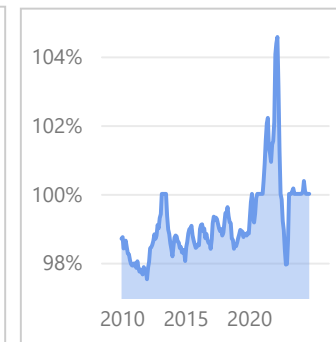
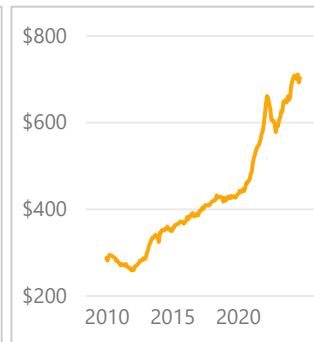
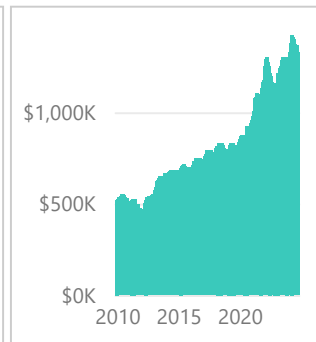
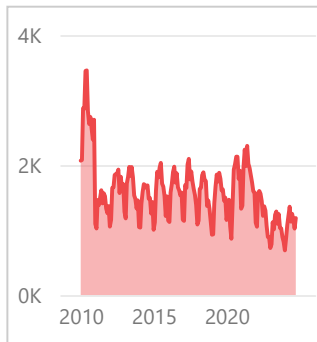
0.0%

8.7%

0.0%

0.0%

Trends



Definitions



Existing SFR Sales: Closed transactions of properties listed on various MLSs across the state during the current month for the selected geography and property characteristics.

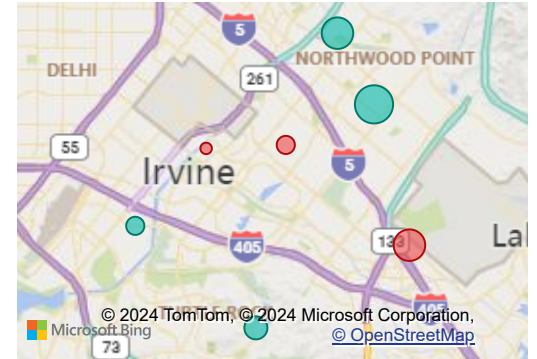
Existing SFR Median Price: Median price of all closed sales listed on MLSs across the state during the current month for the selected geography and property characteristics.

Existing SFR Med. Price/Sq. Ft.: Median price per square foot of all closed sales listed on MLSs during the current month for the selected geography and property characteristics.

Existing SFR Med. Sales-to-List Ratio (%): Gap between selling and listing prices for homes sold on MLSs during the month for the selected area and property characteristics.



CALIFORNIA
ASSOCIATION
OF REALTORS®

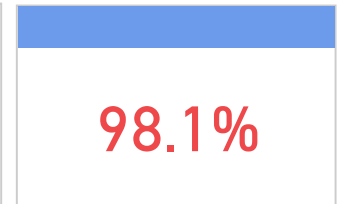
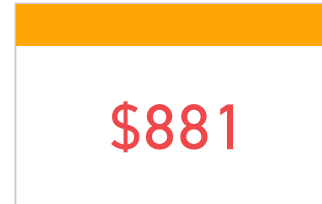
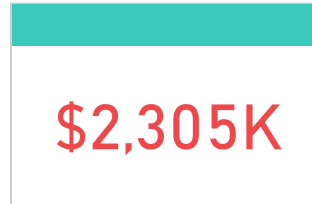



City of Irvine

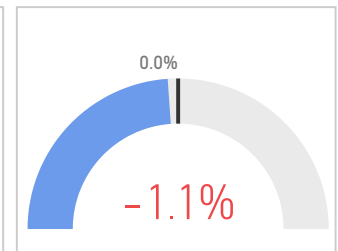
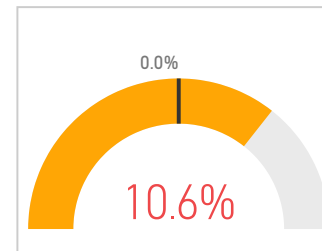
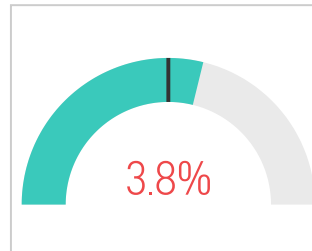
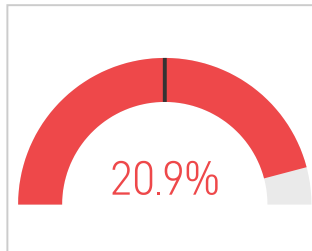
October 2024



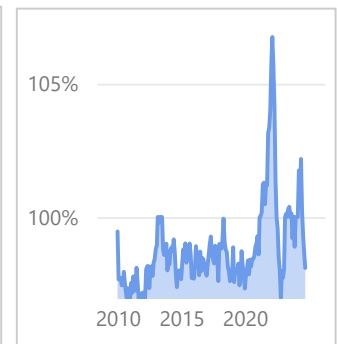
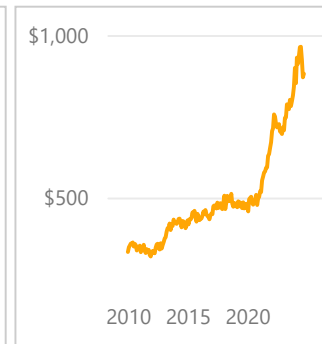
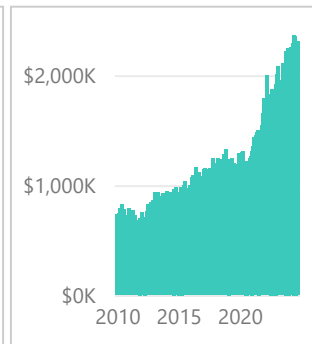
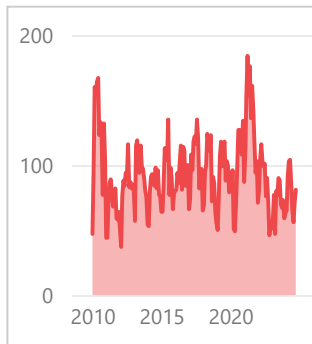

Snapshot



YoY % Chg.



Trends



Definitions



Existing SFR Sales: Closed transactions of properties listed on various MLSs across the state during the current month for the selected geography and property characteristics.

Existing SFR Median Price: Median price of all closed sales listed on MLSs across the state during the current month for the selected geography and property characteristics.

Existing SFR Med. Price/Sq. Ft.: Median price per square foot of all closed sales listed on MLSs during the current month for the selected geography and property characteristics.

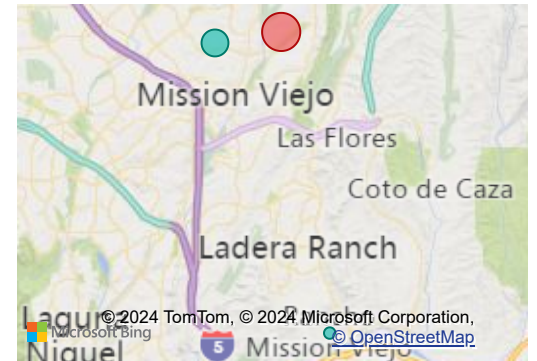
Existing SFR Med. Sales-to-List Ratio (%): Gap between selling and listing prices for homes sold on MLSs during the month for the selected area and property characteristics.



CALIFORNIA
ASSOCIATION
OF REALTORS®



ORANGE COUNTY
REALTORS®
Association of Professionals




City of Mission Viejo

October 2024



Snapshot



Existing SFR Sales

58

Existing SFR Median Price

\$1,300K

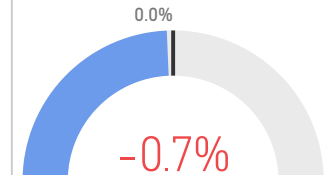
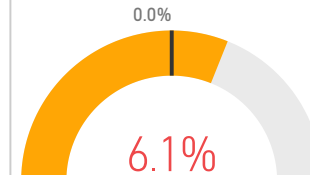
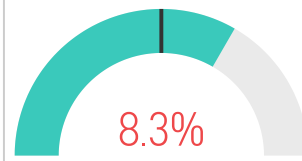
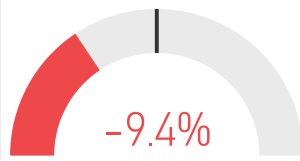
Existing SFR Median Price/Sq. Ft.

\$643

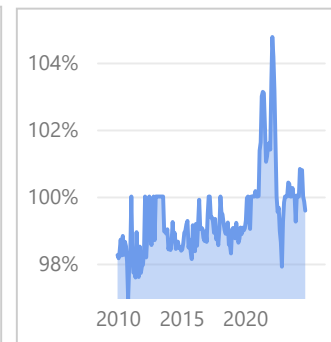
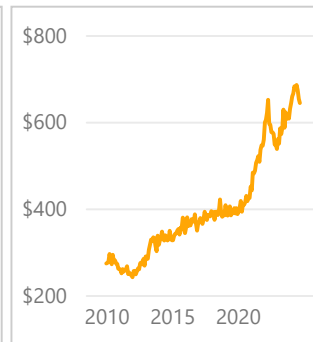
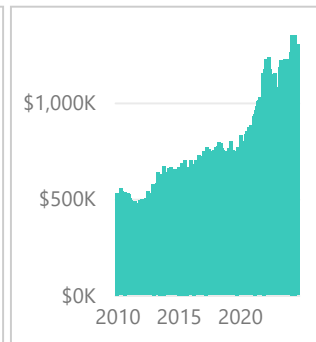
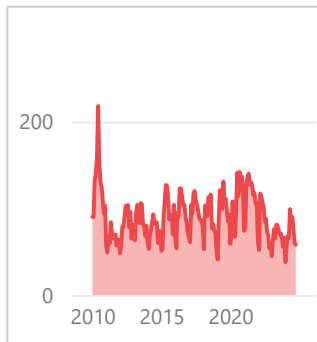

Existing SFR Median Sales-to-List Ratio (%)

99.6%

YoY % Chg.



Trends



Definitions



Existing SFR Sales: Closed transactions of properties listed on various MLSs across the state during the current month for the selected geography and property characteristics.

Existing SFR Median Price: Median price of all closed sales listed on MLSs across the state during the current month for the selected geography and property characteristics.

Existing SFR Med. Price/Sq. Ft.: Median price per square foot of all closed sales listed on MLSs during the current month for the selected geography and property characteristics.

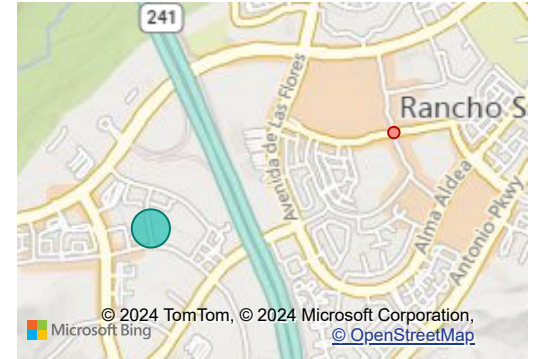
Existing SFR Med. Sales-to-List Ratio (%): Gap between selling and listing prices for homes sold on MLSs during the month for the selected area and property characteristics.



CALIFORNIA
ASSOCIATION
OF REALTORS®



ORANGE COUNTY
REALTORS®
Association of Professionals




City of Rancho Santa
Margarita

October 2024



Snapshot



Existing
SFR Sales

23

Existing SFR
Median
Price

\$1,205K

Existing SFR
Median
Price/Sq. Ft.

\$646

Existing SFR
Median
Sales-to-List
Ratio (%)

98.9%

YoY % Chg.



43.8%

1.5%

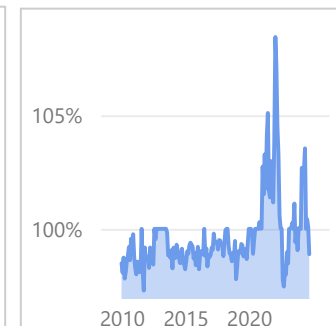
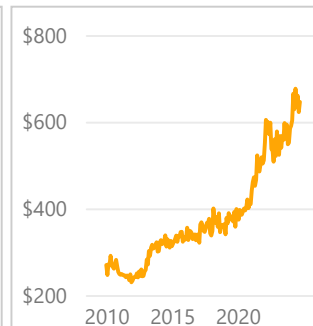
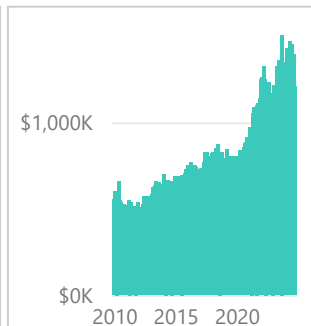
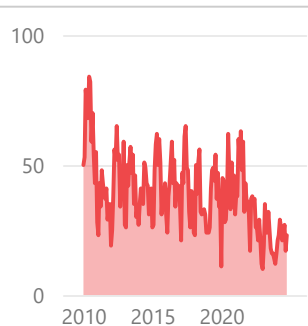
0.0%

8.8%

0.0%

-1.1%

Trends



Definitions



Existing SFR Sales: Closed transactions of properties listed on various MLSs across the state during the current month for the selected geography and property characteristics.

Existing SFR Median Price: Median price of all closed sales listed on MLSs across the state during the current month for the selected geography and property characteristics.

Existing SFR Med. Price/Sq. Ft.: Median price per square foot of all closed sales listed on MLSs during the current month for the selected geography and property characteristics.

Existing SFR Med. Sales-to-List Ratio (%): Gap between selling and listing prices for homes sold on MLSs during the month for the selected area and property characteristics.