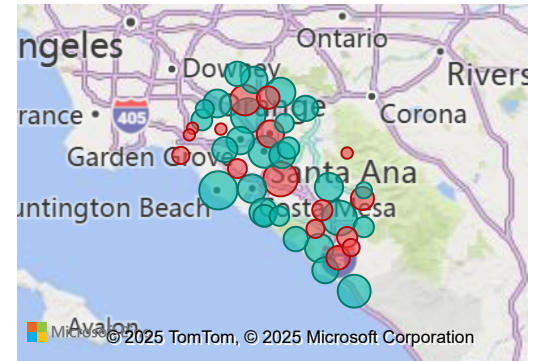




CALIFORNIA
ASSOCIATION
OF REALTORS®



ORANGE COUNTY
REALTORS®
Association of Professionals




Orange County

January 2025



Snapshot



799

\$1,400,0...

\$705.77

99.5%

YoY % Chg.



16.3%

7.7%

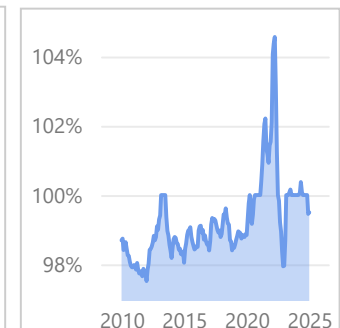
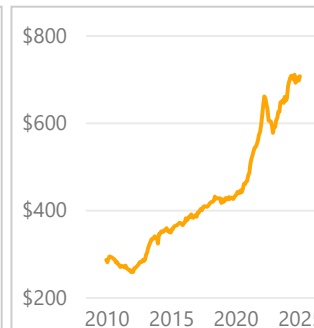
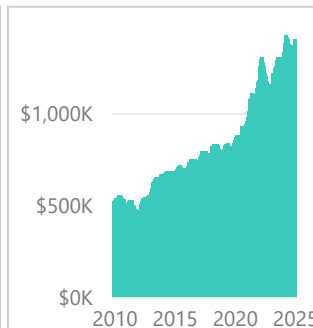
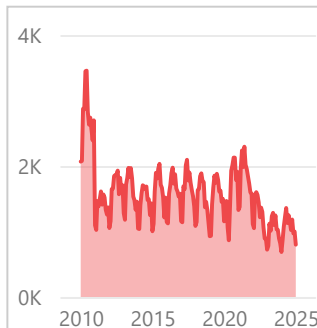

0.0%

7.7%

0.0%

-0.5%

Trends



Definitions



Existing SFR Sales: Closed transactions of properties listed on various MLSs across the state during the current month for the selected geography and property characteristics.

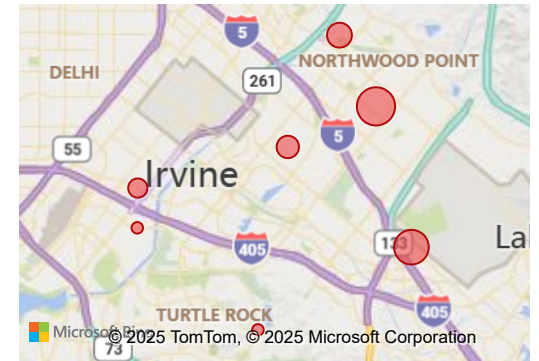
Existing SFR Median Price: Median price of all closed sales listed on MLSs across the state during the current month for the selected geography and property characteristics.

Existing SFR Med. Price/Sq. Ft.: Median price per square foot of all closed sales listed on MLSs during the current month for the selected geography and property characteristics.

Existing SFR Med. Sales-to-List Ratio (%): Gap between selling and listing prices for homes sold on MLSs during the month for the selected area and property characteristics.



CALIFORNIA
ASSOCIATION
OF REALTORS®

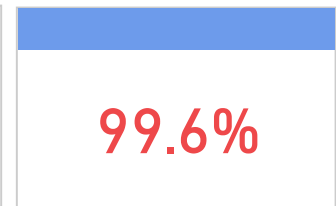
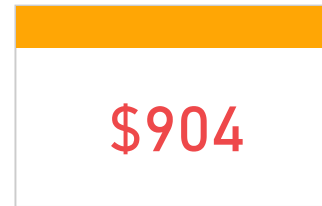
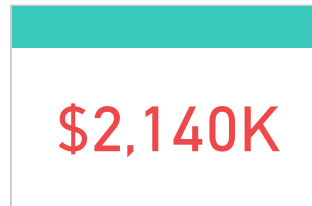




City of Irvine

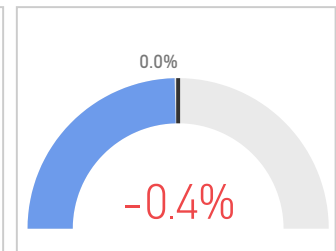
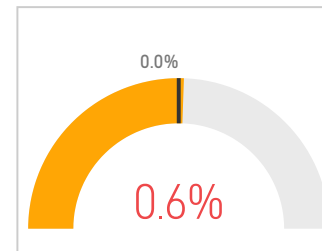
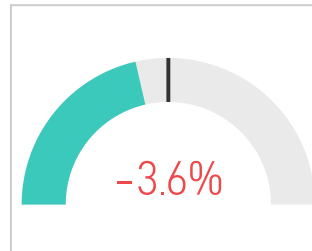
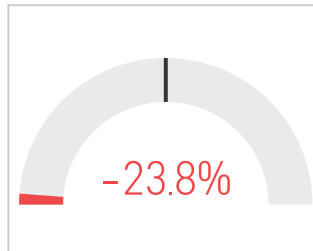
January 2025



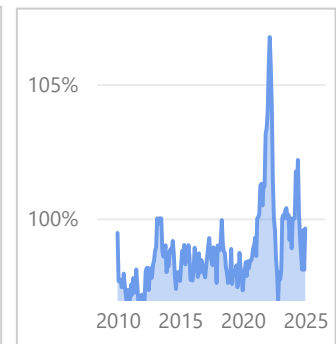
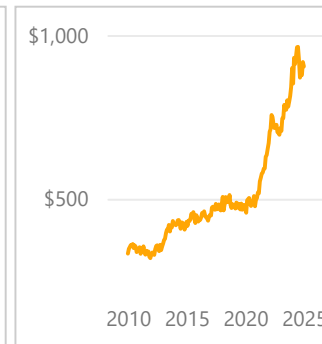
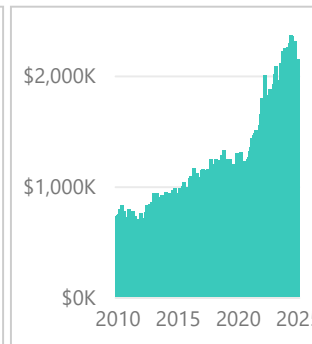
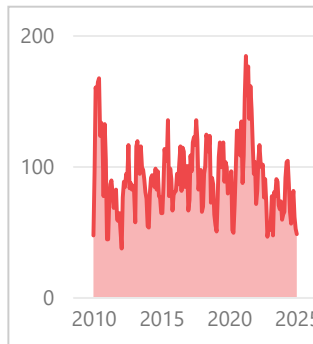

Snapshot



YoY % Chg.



Trends



Definitions



Existing SFR Sales: Closed transactions of properties listed on various MLSs across the state during the current month for the selected geography and property characteristics.

Existing SFR Median Price: Median price of all closed sales listed on MLSs across the state during the current month for the selected geography and property characteristics.

Existing SFR Med. Price/Sq. Ft.: Median price per square foot of all closed sales listed on MLSs during the current month for the selected geography and property characteristics.

Existing SFR Med. Sales-to-List Ratio (%): Gap between selling and listing prices for homes sold on MLSs during the month for the selected area and property characteristics.



CALIFORNIA
ASSOCIATION
OF REALTORS®



ORANGE COUNTY
REALTORS®
Association of Professionals



City of Mission Viejo

January 2025




Existing
SFR Sales

Existing SFR
Median
Price

Existing SFR
Median
Price/Sq. Ft.

Existing SFR
Median
Sales-to-List
Ratio (%)

Snapshot



54

\$1,263K

\$660

98.7%

YoY % Chg.



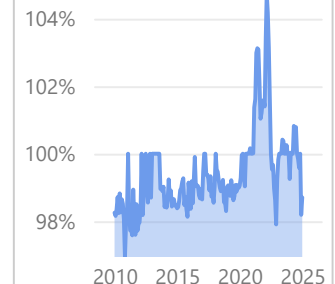
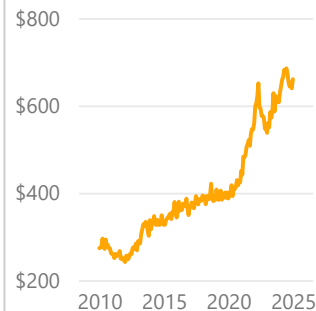
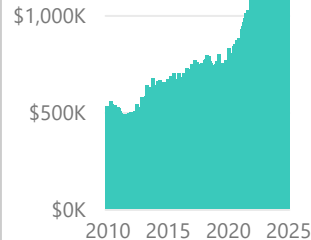
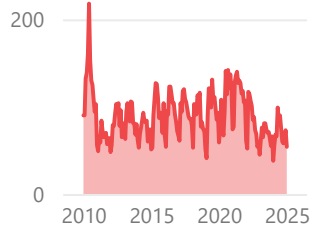

42.1%

3.1%

4.8%

-0.5%

Trends



Definitions



Existing SFR Sales: Closed transactions of properties listed on various MLSs across the state during the current month for the selected geography and property characteristics.

Existing SFR Median Price: Median price of all closed sales listed on MLSs across the state during the current month for the selected geography and property characteristics.

Existing SFR Med. Price/Sq. Ft.: Median price per square foot of all closed sales listed on MLSs during the current month for the selected geography and property characteristics.

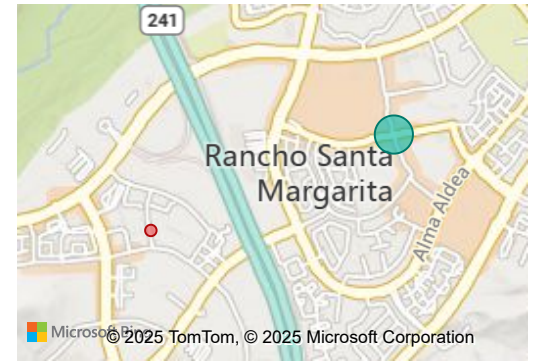
Existing SFR Med. Sales-to-List Ratio (%): Gap between selling and listing prices for homes sold on MLSs during the month for the selected area and property characteristics.



CALIFORNIA
ASSOCIATION
OF REALTORS®



ORANGE COUNTY
REALTORS®
Association of Professionals

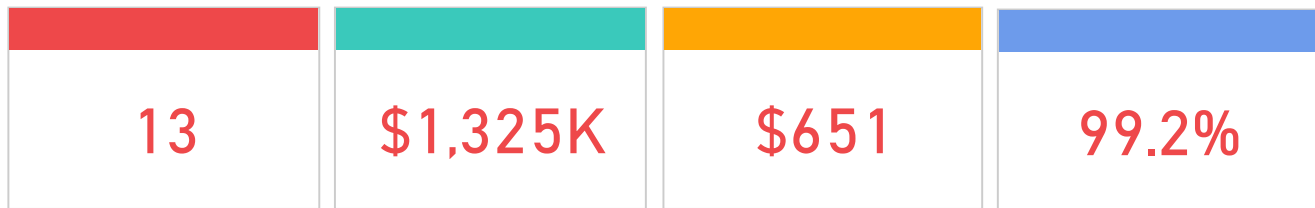



City of Rancho Santa
Margarita

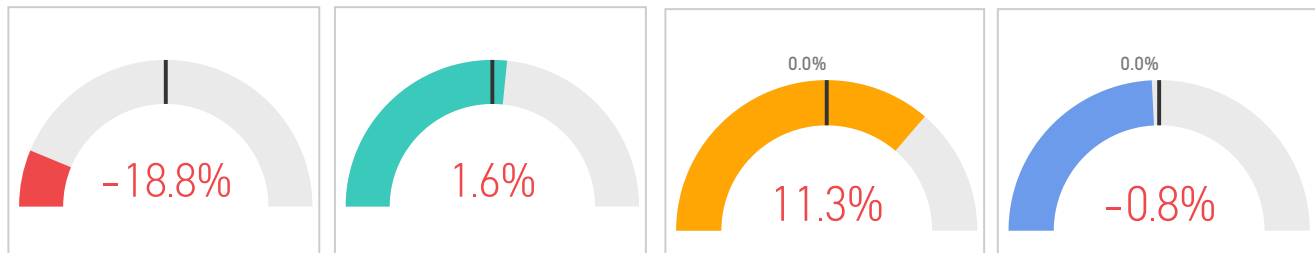
January 2025



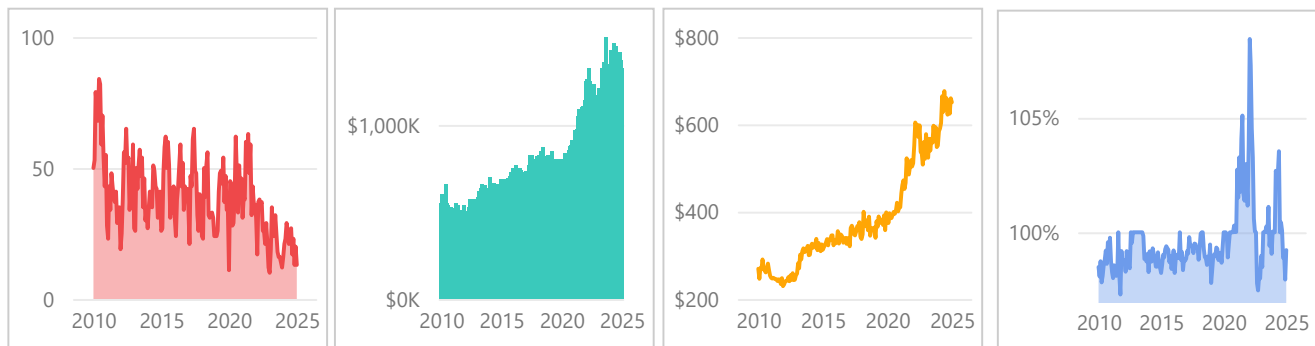

Snapshot




YoY % Chg.



Trends



Definitions



<p>Existing SFR Sales: Closed transactions of properties listed on various MLSs across the state during the current month for the selected geography and property characteristics.</p>	<p>Existing SFR Median Price: Median price of all closed sales listed on MLSs across the state during the current month for the selected geography and property characteristics.</p>	<p>Existing SFR Med. Price/Sq. Ft.: Median price per square foot of all closed sales listed on MLSs during the current month for the selected geography and property characteristics.</p>	<p>Existing SFR Med. Sales-to-List Ratio (%): Gap between selling and listing prices for homes sold on MLSs during the month for the selected area and property characteristics.</p>
---	---	--	---